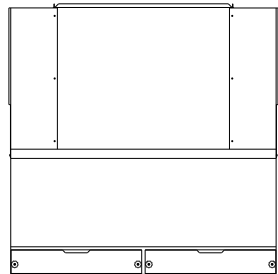
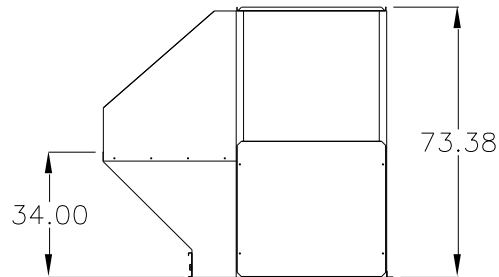


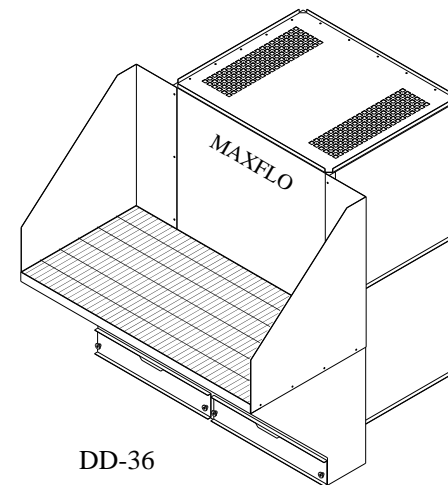
TOP VIEW



FRONT VIEW



SIDE VIEW



DD-36

SPECIFICATIONS:

CONSTRUCTION: Heavy duty 11 and 14 Gauge steel cabinet finished with a dark blue chemical resistant polyurethane paint, manually activated reverse jet pulse, 3' x 6' table area with steel flat bar grate, and a built in motor/blower system with a 250 fpm downdraft velocity.

AIRFLOW: 4500 CFM @ 3" w.g.

ELECTRICAL: 7.5 HP 230/460/3/60

WARRANTY: 2 Year on all parts except filters

PREFILTERS: (2) Baffle filters, Std.  
(4) Metal Mesh, Opt.

MAIN FILTERS: (6) 30" 80/20 Cellulose Polyester, Std  
(6) Washable Spunbond, Opt.

AFTERFILTERS: (2) 12" 99.97 HEPA, Opt.

OPTIONS: Automatic pulse cleaning system  
Dust-Tite lights  
Side shields  
4" Castor wheels  
Magnehelic gauge  
Aluminum grating  
Fiberglass grating

Diversified  
Air Systems, Inc.  
(502) 267-0333  
email: info@diversair.com  
website: www.diversair.com

TITLE:  
MAXFLO DD-36

SCALE:	DATE:	PAGE:
	062912	1 OF 1