

SPECIFICATIONS:

CONSTRUCTION: Heavy duty 14 Gauge steel cabinet finished with a dark blue chemical resistant polyurethane paint, manually activated reverse jet pulse, 24" x 21" table area with steel flat bar grate, and a built in motor/blower system.

AIRFLOW: 750 CFM @ 5" w.g. (1.5 HP, Std.)
1500 CFM @ 5" w.g. (3 HP, Opt)

ELECTRICAL: 1.5 HP 115/230/460/3/60, Std.
3 HP 115/230/460/3/60, Opt.

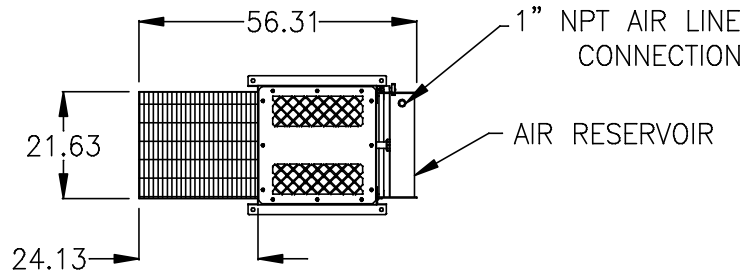
WARRANTY: 2 Year on all parts except filters

PREFILTERS: (1) Metal Mesh, Std.

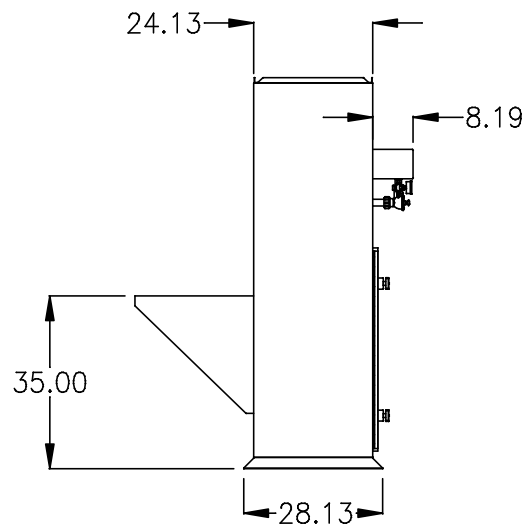
MAIN FILTERS: (1) 80/20 Cellulose Polyester Cartridge, Std
(1) Washable Spunbond, Opt.

AFTERFILTERS: (1) 12" 99.97 HEPA, Opt.

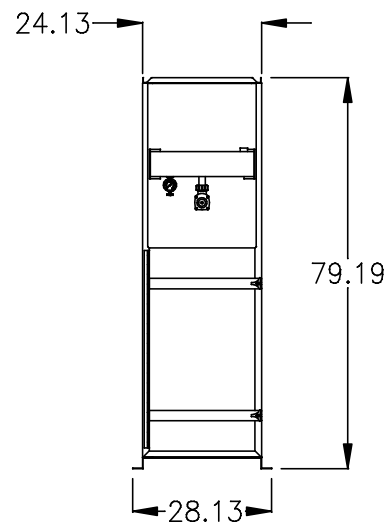
OPTIONS: Automatic pulse cleaning system
Silencer
Side shields
Portable castor wheels w/outriggers
Magnehelic gauge
Magnetic motor starter



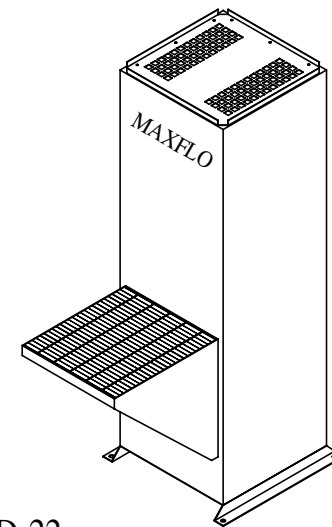
TOP VIEW



SIDE VIEW



BACK VIEW



DD-22

Diversified
Air Systems, Inc.
(502) 267-0333
email: info@diversair.com
website: www.diversair.com

TITLE:
MAXFLO DD-22

SCALE:	DATE:	PAGE:
	071612	1 OF 1